



Agrometeorological Bulletin N° 27/2024, Dekad 3-September (21st -30th) 2024 Issued on 04th October 2024

Summary

The analysis shows that rainfall deficit compared to the Long Term Mean (LTM) marked the third dekad (from 21st - 30th) of September 2024, with exception of most parts of Kigali city, Amayaga region and some parts of Rusizi, Kamonyi, Muhanga, Ruhango and Nyagatare Districts, which observed rainfall surplus. The rainy days ranged between one and five days across the country. The observed mean temperature was slightly above the range of the Long Term Mean in many parts of the country.

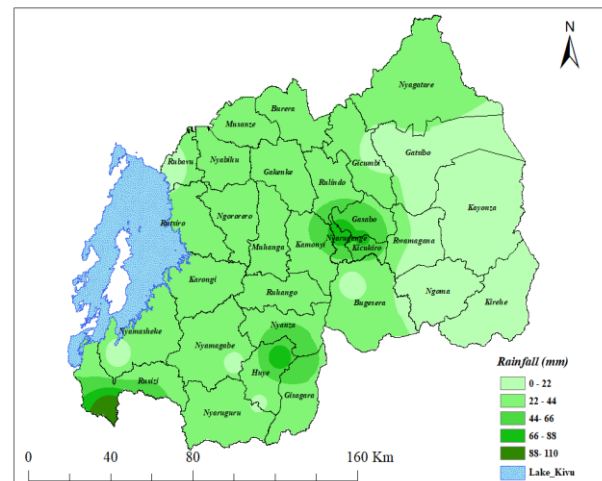
1.0 Rainfall Pattern

This part contains the recorded rainfall amount, rainfall anomalies and comparison to the observed rainfall against the Long-Term Mean (LTM).

1.1. Rainfall Amount

The cumulative rainfall of the 3rd dekad of September 2024 is represented in Map 1. It was noted that during this dekad; many parts of Kigali City, Rusizi, Huye, Gisagara, Nyanza, Kamonyi and Rulindo Districts, received high rainfall compared to the remaining parts of the country. The highest rainfall amount of 109.7 mm was recorded over Bugarama station located in Rusizi District in three rainy days, followed by Cyabingo station located in Gakenke District, which observed 85.3 mm also in three rainy days, Gitega station in Nyarugenge District, recorded 80.8 mm in five rainy days and Kibeho station in Nyaruguru District, recorded 80.5 mm in four rainy days. During this dekad, Zaza station located in Ngoma District, recorded no rainfall.

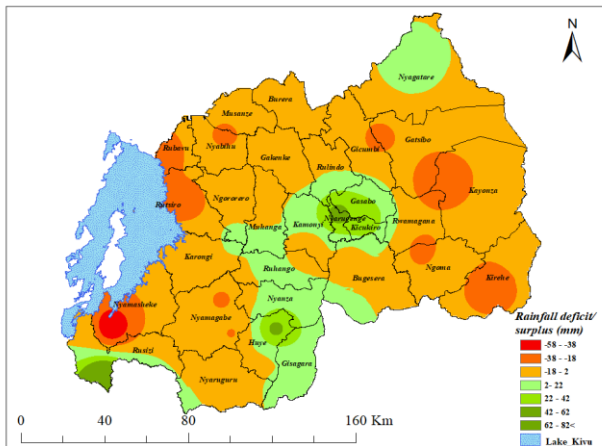
1.2 Rainfall Anomaly (Deficit and Surplus)



Map 1: Rainfall amount during 3rd dekad of September 2024



The rainfall anomaly over the country is displayed in map 2. Compared to the Long Term Mean (LTM), third dekad of September 2024 was characterized by rainfall deficit over most parts of the country. However, most parts of Kigali city Amayaga region and some parts of Rusizi, Kamonyi, Muhanga, Ruhango and Nyagatare Districts, observed rainfall surplus.



Map 2: Rainfall anomaly during the 3rd dekad of September 2024

1.3. Comparison of observed rainfall with LTM for the 3rd dekad of September 2024

The comparison of recorded rainfall amount in the 3rd dekad of September 2024 and the Long-term mean (LTM) across the country, is shown in both Figure 1 (a) and (b); it was observed that many weather stations reported less rainfall amount compared to the LTM. This is demonstrated by the analysis, which revealed that out of 43 weather stations, seventeen (17) stations reported rainfall surplus whereas twenty-six (26) stations recorded rainfall deficit.

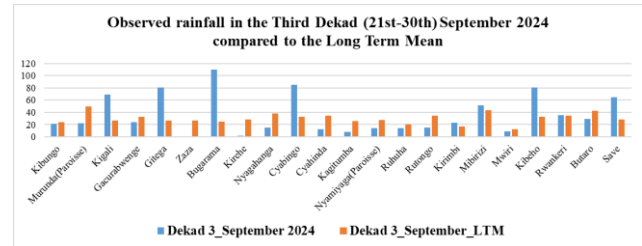
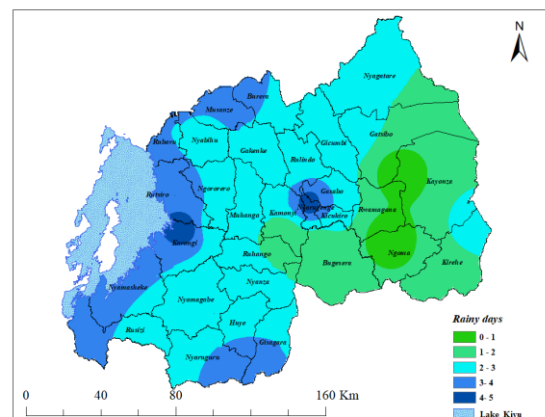


Figure 1(b): Comparison of observed rainfall in the 3rd dekad of September 2024 with long term mean

1.4 Number of Rain Days

The Map 3 shows the distribution of the number of rainy days across the country. A rainy day is defined as a day with at least 0.85 mm of rainfall. The analysis demonstrated that the rainy days ranged between one and five days during this dekad. Few rainy days were observed in most parts of the eastern and southeastern parts of the country, where there are two weather stations did not record any rainy days in those regions.



Map 3: Rainy days during 3rd dekad of September 2024

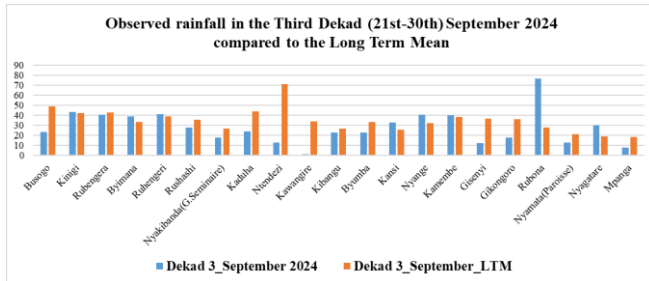


Figure 1(a): Comparison of observed rainfall in the 3rd dekad of September 2024 with long term mean

2.0 Temperature observation

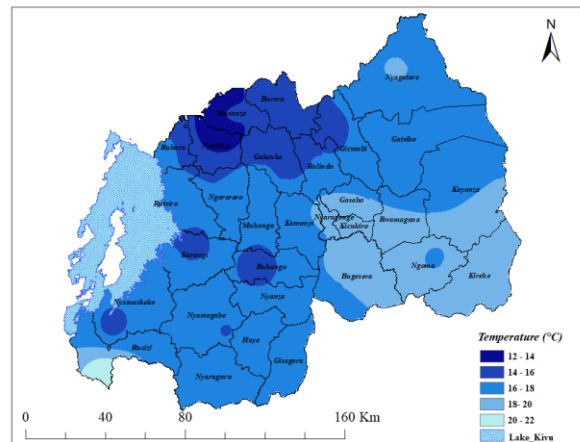
The average Maximum and Minimum temperature across the country is highlighted in the section below.

2.1 Mean Maximum Temperature

Map 4: represents the mean maximum temperature distribution across the country during the 3rd dekad of September 2024. The maximum temperature was slightly above the normal range of Long-Term Mean (LTM) over many parts of the country. The lowest maximum temperature of 21.2°C was recorded over Kinigi station (Musanze District) while the highest maximum temperature of 31.9°C was recorded over Bugarama station (Rusizi District). Rusizi, Nyagatare and Bugesera Districts were warmer compared to the remaining parts.

1.5 Soil moisture condition

Soil moisture reduced in many parts of the country during the third dekad of September. However some part of Kigali city and Rusizi Districts has increased amount of soil moisture, and it is likely to continue increasing in the 1st dekad of October 2024 as a result of increased rainfall predicted which will be above the range of Long Term Mean (LTM) of the first dekad of October.



Map 5: The mean Minimum Temperature for the 3rd dekad of September 2024

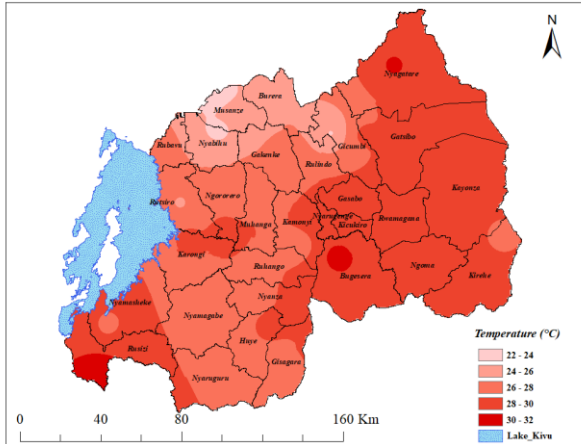
3.0 Weather Outlook and Agricultural advisories for the 1st dekad of October (01st to 10th), 2024.

3.1. Weather Outlook for the 01st to 10th October 2024.

Please click [here](#) for more information on weather forecast for the 1st dekad of October 2024.

3.2 Agricultural Activity/Advisories

Based on the predicted rainfall, which is above the Long Term Mean (LTM) of the first dekad of October and is expected to be higher than rainfall



Map 4: Mean Maximum Temperature for the 3rd dekad of September 2024

2.2 Minimum Temperature

The average minimum temperature across the country is shown in Map 5. The minimum temperature was slightly above the range of the Long term mean over many parts of the country during the 3rd dekad of September 2024. The lowest minimum temperature of 12.0 °C was recorded at Busogo station in Musanze District while the highest minimum temperature of 22.1°C was recorded over Bugarama weather station in Rusizi station. Nyabihu and Musanze Districts were highlighted as the coldest regions than the remaining parts.

recorded in previous dekads of September, this will confirm the start of the September-December (SOND) 2024 rainy season (Umuhindu) in areas where rainfall has been delayed.

Farmers are advised to meet Agronomists in their respective areas for more information regarding the Agricultural Season A. They are also advised to contact veterinarians in their respective localities for assistance in monitoring diseases that may affect their animals as a result of seasonal shifts.

For more meteorological information, you can visit Meteo Rwanda's website: www.meteorwanda.gov.rw or call the tollfree number 6080.

